



345 Carlingview Drive
 Toronto, Ontario M9W 6N9
 Tel.: 416.734.3300
 Fax: 416.231.1626
 Toll Free: 1.877.682.8772

www.tssa.org

Patio Heaters Safety Checklist for Restaurant Owners / Operators


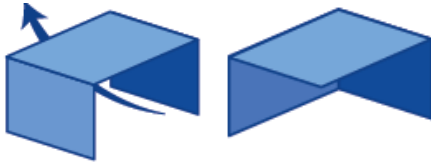

Knowing how to use patio heaters and open-flame appliances safely will help everyone enjoy outdoor dining and socializing while avoiding fire hazards and the dangers of carbon monoxide poisoning if devices are used improperly. For additional information, view [TSSA's Patio Heater Safety Guidelines](https://www.tssa.org/tssa-patio-heater-safety-guidelines) at www.tssa.org.

EDUCATE STAFF ON PATIO HEATERS AND PROPANE CYLINDERS SAFETY PRACTICES

- ☐ A record is kept of all staff members who have been educated on patio heater safety practices including how to:
 - ☐ Operate patio heaters according to the manufacturers' instructions.
 - ☐ Move patio heaters safely.
- ☐ A record is kept of all staff members who have been educated on propane cylinder safe practices including how to:
 - ☐ Install new propane cylinders.
 - ☐ Disconnect and remove used cylinders.
 - ☐ Detect leaks in hoses, valves and fittings.
 - ☐ Safely move, store and transport propane cylinders.

GUIDELINES FOR INSTALLING AND LOCATING PATIO HEATERS AND SHELTER CONFIGURATIONS

- ☐ All fixed fuel-fired appliances, including patio heaters, fire pits and fireplaces, were installed by a TSSA-certified technician.
- ☐ Patio heaters are located in outdoor areas only.
- ☐ If patio heaters are used in a shelter, to provide adequate ventilation in order to avoid the hazards of carbon monoxide poisoning, the shelter must either¹:

Have walls on all sides but no overhead cover	Have an overhead cover but no more than two side walls in parallel or at right angles	Have an overhead cover and three side walls, as long as 30% of the perimeter is permanently open
		
<p>Note: These shelter guidelines are for fire and carbon monoxide hazard prevention. Restaurant patio owners/operators should check with their local public health department for information on shelter requirements related to COVID-19 prevention.</p>		

¹ As per ANSI Z83.26/CSA 2.37

- ☐ Easily accessible, fire extinguishers are located in the patio area. It is also recommended to install carbon monoxide alarms inside any shelters where heaters are in use.
- ☐ Patio heaters are positioned in compliance with manufacturers' instructions for required clearances above, around and underneath the heaters.
- ☐ Patio heaters do not obstruct doors, fire exits or firefighting equipment, such as fire extinguishers, fire hydrants or fire department connections, and are properly distanced from building air intakes.
- ☐ Required distancing is maintained from combustible materials such as umbrellas, awnings, walls, tablecloths, paper products, decorations, etc.
- ☐ Heaters are placed on a stable surface, not grass or an uneven surface, to avoid being knocked over.
- ☐ Heaters are not positioned near the edge of an elevated platform.
- ☐ Patio heaters are certified by the CSA, ULC or other recognized certification body. A list of approved certification marks can be found at www.tssa.org.

SIZE, STORAGE AND TRANSPORTATION OF PROPANE CYLINDERS

- ☐ Propane cylinders do not exceed the manufacturer's recommended propane cylinder size (generally 20 pounds = approximately ten hours of operation).
- ☐ Propane cylinders are not stored indoors, in a garage, close to operational heaters or near smoking areas.
- ☐ Propane cylinders that are not connected to an appliance are stored upright, outside, in a ventilated, locked cabinet or fenced area safeguarded against tampering, unauthorized movement, dropping or vehicle impact that could result in a leak or fire.
- ☐ Portable heaters are never moved while the flame is lit. Before moving heaters, the fuel supply is always properly shut off and the unit is cool.
- ☐ Propane cylinders are removed before storing any patio heaters indoors.
- ☐ Stockpiles of up to twenty-five 20-pound cylinders are located at least one metre (three feet) from any building opening and three metres (10 feet) from any sidewalk, air intake and adjoining property occupied by schools, churches, hospitals, athletic fields or other gathering point.
- ☐ When transporting up to five 20-pound propane cylinders, they are safely secured in an upright position in the passenger compartment of a vehicle with the windows open, secured in a trunk with the trunk lid propped open for ventilation, or secured in the ventilated box of a truck.
- ☐ Transportation of more than five 20-pound propane cylinders is conducted according to Transport Canada Transportation of Dangerous Goods regulations.

Disclaimer: This guideline may be used for informational purposes only and may be revised or withdrawn at any time. Use of this guideline does not replace or relieve installers, operators and owners from the requirements and responsibilities relating to appliance installation and operation instructions and compliance with applicable codes and regulations. TSSA accepts no legal responsibility for any reliance on this guideline or arising from the use of this guideline, including direct or indirect liability.